

# Osram Valves

Made in England.



*Maximum Dimensions :*  
Overall length (including pins)  
145 m/m.

*Diameter of bulb*  
57 m/m.

## TYPE N41

**PENTODE POWER AMPLIFYING VALVE**  
with Indirectly Heated Cathode.  
(For operation from A.C. Mains).

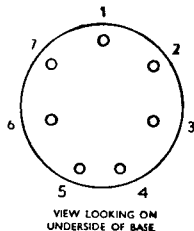
The OSRAM N41 is an Indirectly Heated Cathode Pentode Valve for use in the output stage of radio receivers and L.F. amplifiers.

The characteristic of the N41 is its high value of mutual conductance which results in extreme sensitivity. Thus the valve is suitable for the output stage of a receiver employing a diode detector directly coupled to its grid. Alternatively, the N41 is suitable for use in a resistance coupled L.F. amplifier where very high gain is desired.

### CHARACTERISTICS.

Heater Volts	..	..	..	..	..	..	..	..	4.0
Heater Current	..	..	..	..	..	..	..	..	2.0 amps. approx.
									Max.
Anode Volts	..	..	..	..	..	..	..	..	250
Screen Volts	..	..	..	..	..	..	..	..	250
Grid Volts	..	..	..	..	..	..	..	..	-3.5
Anode Current average	..	..	..	..	..	..	..	..	32 m.a.
Screen Current average	..	..	..	..	..	..	..	..	8 m.a.
Anode Dissipation	..	..	..	..	..	..	..	..	8 watts
Mutual Conductance	..	..	..	..	..	..	..	..	10.0 ma/volt
Optimum Load Resistance	..	..	..	..	..	..	..	..	7,800 ohms.
Automatic Bias Resistance	..	..	..	..	..	..	..	..	90 ohms.
<b>Interelectrode Capacities :—</b>									
Grid—Anode	..	..	..	..	..	..	..	..	1.44 micro-microfarad approx.
Anode—other electrodes	..	..	..	..	..	..	..	..	20.27 " " "
Grid—other electrodes	..	..	..	..	..	..	..	..	11.1 " " "

For prices see  
pages 126-129.



BASE, 7-PIN.

- 1: —
- 2: Grid
- 3: Screen
- 4: Heater
- 5: Heater
- 6: Cathode
- 7: Anode

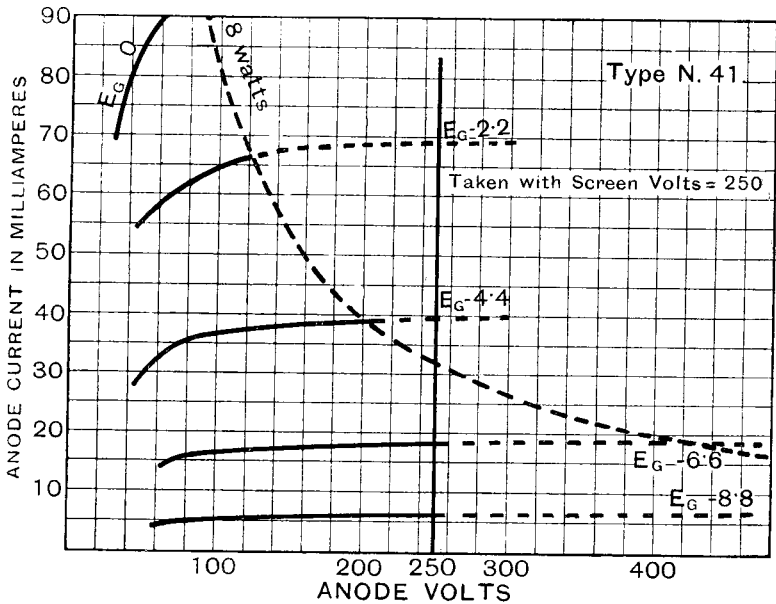
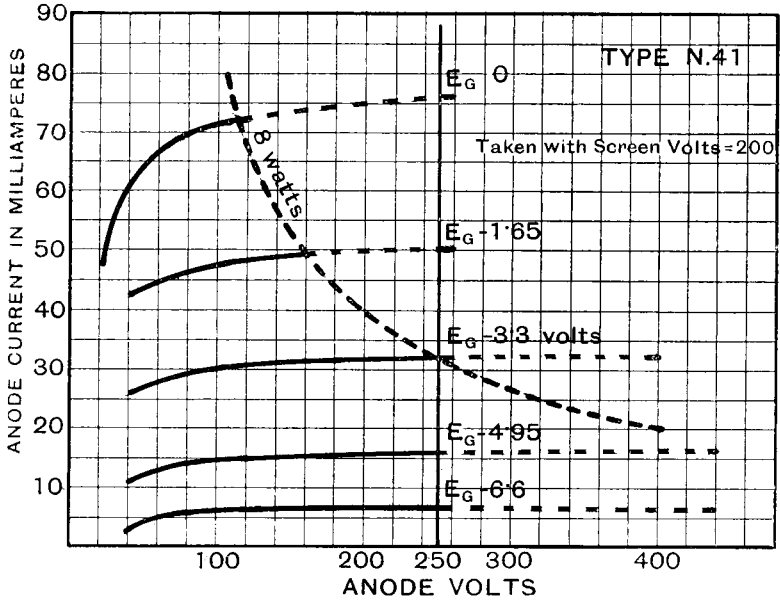
Type N41 has a carbonised bulb.

### TYPICAL OPERATING CONDITIONS.

Owing to the high sensitivity, a grid stopping resistance is recommended, but the total resistance in the grid circuit should in no case exceed 500,000 ohms.

Type N41 should only be employed with full automatic grid bias.

# TYPE N41



CHARACTERISTIC CURVES OF AVERAGE VALVE.